



NATIONAL  
**BurnsAwareness**  
MONTH

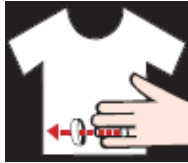
# Burns First Aid

## for Minor Burns

Lower Primary

# First Aid Steps

Remove



Cool




Cover



Seek



Watch this 70 second video for all the steps of first aid



<https://www.youtube.com/watch?v=qShrpiTidPI>

# Remove



- **Remove** yourself from danger
- **Remove** any jewellery/clothing around the burn unless stuck to the skin

# Cool



- **Cool** the burn under cool running water
- 20 minutes
- NEVER use ice, oil, butter, toothpaste
- If water is not available use a hydrogel


# Cover



- For minor burns cover with a hydrogel, such as Burnaid®, to help relieve the pain
- Lightly **cover** the area with a clean dressing or cling wrap to protect the skin

# Seek

- **Seek** medical advice if burn is on:
- Face
- Hands
- Lap
- Feet



- Or if larger than a 20c coin



NATIONAL  
**BurnsAwareness**  
MONTH

Proudly supported by

---

